
CPWP Online Platform

CPWP Certification Application User Guide for Applicant

Table of Contents

| | |
|--------------|---|
| 1-10 | New Application Process |
| 11-24 | New Applicant [Apply for CPWP] procedures |
| 25-30 | New Applicant settles Payment |
| 31-35 | Applicant receives CPWP Certification result and download CPWP e-certificate |

1. New Application Process

Registration

- “Register” as new applicant via CPWP Online Platform (www.pwma-cpwponline.com)



Welcome to CPWP and CPWP Associate Online Platform

CPWP Online Platform ▶

CPWP Associate Online Platform ▶

2. New Application Process

Requirements for CPWP certification

- Read the "Requirements for CPWP Certification" carefully before applying for CPWP

The screenshot displays a web page with a dark blue header containing the PWMA logo and the text "Private Wealth Management Association". The main content area is dark blue with a white modal window overlaid. The modal window has a blue title bar that reads "Requirements for CPWP certification:" and a close button (X) in the top right corner. The text inside the modal window is as follows:

There are two conditions that must be met before applying for CPWP certification:

1. Must be currently employed by a member institution with at least 3 years' experience as a Relevant Practitioner within private wealth management institution(s) out of the most recent 5 years; and
2. Passed all examination papers for both Module 1 and Module 2. The result of each examination paper is valid for 5 years (counting from the date of the examination) for the purpose of applying for CPWP certification.

A relevant practitioner who has met both conditions is eligible to apply for CPWP certification, but such application should be received by PWMA not later than 3 months from the end of the validity period of the examination result.

At the bottom of the modal window, there are two buttons: "Back" with a left-pointing arrow and "Next" with a right-pointing arrow.

3. New Application Process

Registration (Cont'd)

- “Register” as new applicant at the CPWP User Login page by clicking [Register]

PWMA Private Wealth Management Association

CPWP Certified Private Wealth Professional 註冊私人財富管理師

CPWP User Login

Email Address

Password

Verification code **3 Y V 8** Refresh

Remember Me

Submit

[Forgot Password?](#) [Back](#)

Do not have an existing applicant login with us?
Register as a new applicant now.

4. New Application Process

Registration (Cont'd)

- Applicant chooses your Current Employer from the Member Firm list

A screenshot of a web application interface for registering as a new applicant. The page has a dark blue background. At the top, there are two logos: PWMA (Private Wealth Management Association) on the left and CRWP (Certified Private Wealth Professional / 註冊私人財富管理師) on the right. The main content area is a white box with the title 'Register as New Applicant'. Below the title, it says 'Your Current Employer is:' followed by a dropdown menu. The dropdown menu is open, showing 'Member Firm list' as the selected option. At the bottom of the white box, there are two blue buttons: 'Back' with a left-pointing arrow and 'Next' with a right-pointing arrow.

5. New Application Process

Registration (Cont'd)

- Applicant selects a Member Firm from the pulldown menu


The screenshot shows a web form titled "Register as New Applicant". At the top left, there are logos for PWMA (Private Wealth Management Association) and CRWP (Certified Private Wealth Professional / 註冊私人財富管理師). Below the title, there is a field for "Your Current Employer is:" followed by a pulldown menu. The menu is open, displaying a list of member firms. The list includes:

- Bank J. Safra Sarasin Ltd.
- Bank Julius Baer & Co. AG
- Bank of China (Hong Kong) Limited
- Bank of China International Limited
- Bank of Communications (Hong Kong) Limited
- Bank of Singapore Limited
- BNP Paribas Hong Kong branch
- CA Indosuez (Switzerland) SA, Hong Kong Branch
- China CITIC Bank International Limited
- China Construction Bank (Asia) Corporation Limited
- China Minsheng Banking Corp., Ltd. Hong Kong Branch
- Chong Hing Bank Limited
- Citibank, N.A.,
- Citigold Private Client, Citibank (Hong Kong) Limited
- CMB Wing Lung Bank Limited
- Credit Suisse AG, Hong Kong Branch
- CTBC Bank Co., Ltd.
- Dah Sing Bank, Limited
- DBS Bank (Hong Kong) Limited
- Deutsche Bank AG, Hong Kong Branch
- East West Bank, Hong Kong Branch
- EFG Bank AG
- Goldman Sachs (Asia) L.L.C.
- Hang Seng Bank Limited
- Industrial and Commercial Bank of China (Asia) Limited
- JP Morgan Chase Bank, National Association
- LGT Bank AG, Hong Kong Branch
- Morgan Stanley Bank Asia Limited
- Nomura International (Hong Kong) Limited
- OCBC Wing Hang Bank Limited
- Pictet & Cie (Europe) S.A.,
- Royal Bank of Canada, Hong Kong Branch
- Standard Chartered Bank (Hong Kong) Limited
- The Bank of East Asia, Limited
- The Hong Kong and Shanghai Banking Corporation Limited
- UBS AG
- Union Bancaire Privee, UBP SA Hong Kong Branch
- United Overseas Bank Limited
- Vontobel Wealth Management (Hong Kong) Ltd


6. New Application Process

Registration (Cont'd)

- Applicant fills out the required personal information under [Personal Particulars]



Private Wealth
Management
Association



Certified Private Wealth Professional
註冊私人財富管理師

[Register as New Applicant >](#)

1 Personal Particulars

2 Identity Information

3 Employment Information

■ Personal Particulars

Title *: Dr Mr. Mrs. Ms

Family Name *:
(Remark: The name should match your HKID/passport record.)

Given Name *:
(Remark: The name should match your HKID/passport record.)

Date of Birth *:

Work Email *:

Personal Email :

Contact No. *: Office * Mobile * Home(Optional)

Correspondence Address *:

Next →

7. New Application Process

Registration (Cont'd)

- Applicant completes [Identity Information]

The screenshot displays the registration interface for the Certified Private Wealth Professional (CPWP) program. At the top, the PWMA logo and the CPWP logo are visible. The main heading is "Register as New Applicant". Below this, a progress bar shows three steps: "1 Personal Particulars", "2 Identity Information" (which is the active step), and "3 Employment Information". The "Identity Information" section contains two input fields: "First 4 digits of HKID Card Number *" and "First 4 digits of Passport Number: (If no HKID Card)". At the bottom right, there are "Previous" and "Next" navigation buttons.

8. New Application Process

Registration (Cont'd)

- Applicant selects a Functional Title from the pulldown menu under [Employment Information] and checks all boxes to confirm the declaration statements before clicking "Submit"

The screenshot displays the 'Register as New Applicant' form. At the top, there are logos for PWMA (Private Wealth Management Association) and CRWP (Certified Private Wealth Professional / 註冊私人財富管理師). The form is divided into three steps: 1. Personal Particulars, 2. Identity Information, and 3. Employment Information. The 'Employment Information' section is currently active and contains the following fields and options:

- Company Name:** MEMBER FIRM
- Business Unit *:** [Empty text input field]
- Functional Title:** Please Select [Dropdown menu]

Below the form fields, there are three checkboxes for confirmation:

- I confirm that all information provided above is true and correct.
- I understand that all the information provided above and for My Application will be accessible by my company and my future PWMA-member-firm employer.
- By creating an account with PWMA, you agree to abide by the PWMA [Privacy Policy](#) and website [Terms and Conditions](#).

At the bottom right of the form, there are two buttons: '← Previous' and 'Submit →'.

9. New Application Process

Registration (Cont'd)

- Applicant receives “Your account has been created successfully” prompt

The screenshot shows the PWMA and CRWP logos at the top. Below them is a navigation bar with the text "Register as New Applicant" and a right-pointing arrow. A blue notification banner at the top of the main content area reads "Your account has been created successfully". Below this banner is a large light gray box containing a blue checkmark icon and the text: "You shall receive a confirmation message in your primary email inbox shortly, with your user login and password." At the bottom center of this box is a blue button with the text "Back to Mainpage" and a right-pointing arrow.

10. New Application Registration

Registration Apply for CPWP Certification procedures

- Applicant receives an email of “Welcome to Certified Private Wealth Professional (CPWP) Account Registration

Dear Applicant,

Thank you for registering to the CPWP Online Application Platform.

Your account has been created successfully.

You can now login to your account to access the online application form via <https://www.pwma-cpwponline.com> with the following username and password:

Username : Applicant@MemberFirm.com.hk

Password : XXXXXX

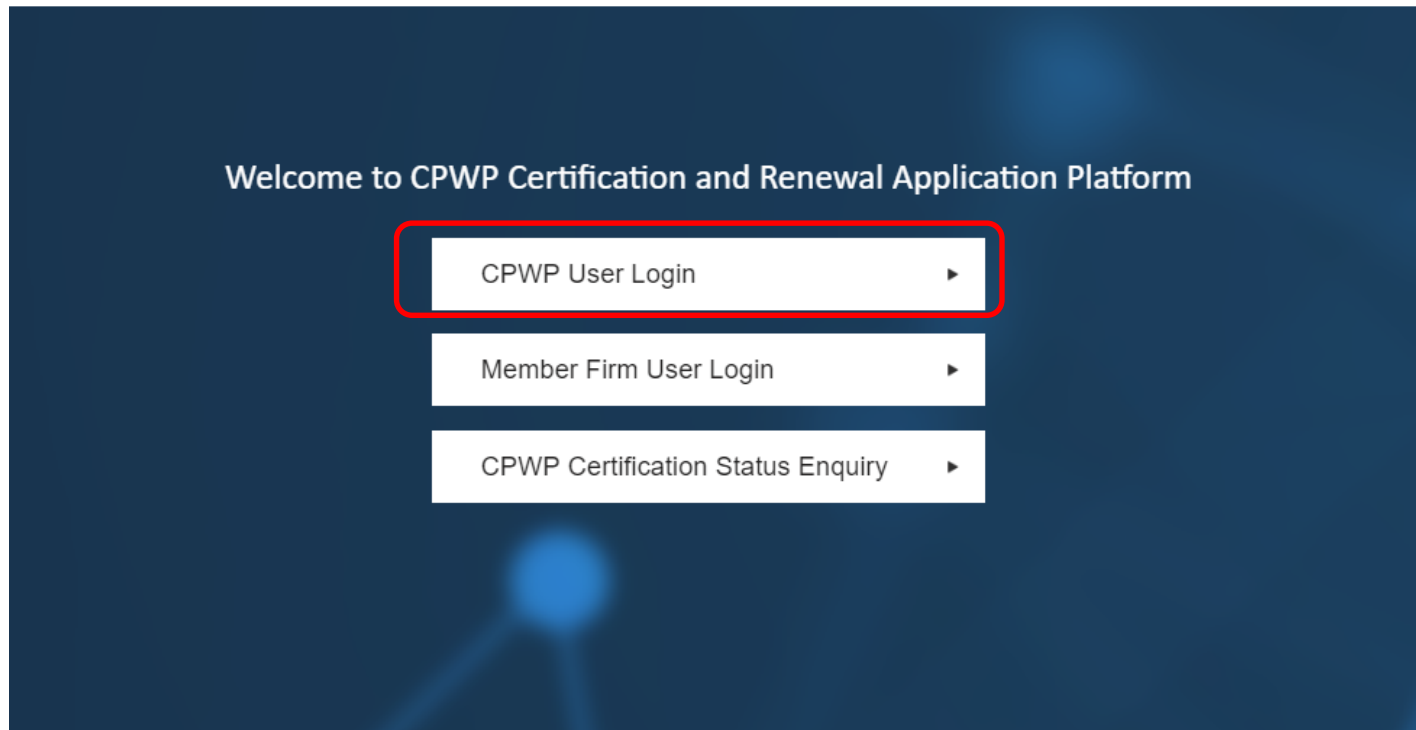
Yours sincerely,
Private Wealth Management Association Limited

Please do not reply to this e-mail. For questions, please email to ECFonline@pwma.org.hk

11. New Applicant - [Apply for CPWP] procedures

Apply for CPWP procedures

- Applicant logs to [CPWP User Login] page by clicking <https://www.pwma-cpwponline.com> and selects CPWP Online Platform



12. New Applicant [Apply for CPWP] procedures

Apply for CPWP procedures (Cont'd)

- Login to CPWP User Login page

PWMA Private Wealth Management Association

CPWP Certified Private Wealth Professional 註冊私人財富管理師

CPWP User Login

Email Address

Password

Verification code **3 Y V 8** Refresh

Remember Me

Submit

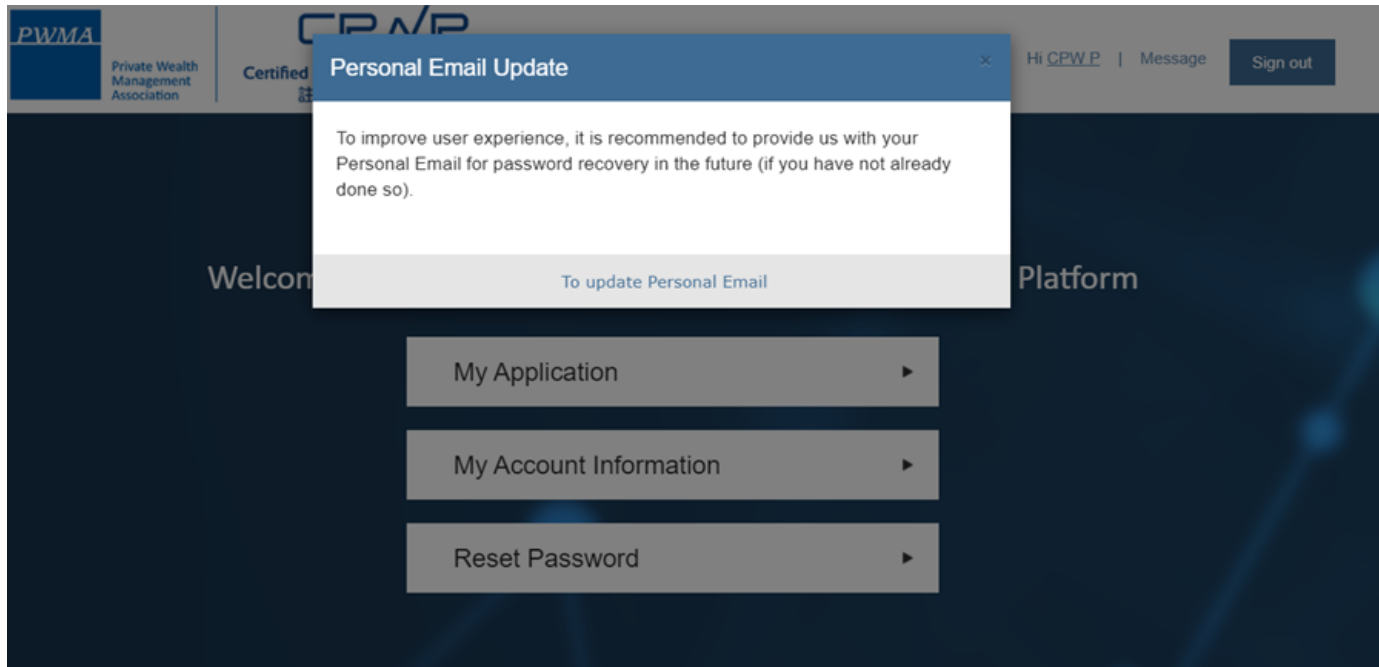
[Forgot Password?](#) [Back](#)

Do not have an existing applicant login with us?
[Register as a new applicant now.](#)

13. New Applicant [Apply for CPWP] procedures

Apply for CPWP procedures (Cont'd)

- If Applicant has already input personal email address, applicant clicks [X] to close [To update Personal Email] prompt
- If Applicant has **NOT** input personal email address, applicant updates personal email address by clicking [To update Personal Email]



14. New Applicant [Apply for CPWP] procedures

Apply for CPWP procedures (Cont'd)

- Click [My Application] to [Apply for CPWP]

The screenshot shows the user interface of the CPWP Certification and Renewal Application Platform. At the top left is the PWMA logo (Private Wealth Management Association). In the center, the CPWP logo is displayed above the text 'Certified Private Wealth Professional' and '註冊私人財富管理師'. On the top right, the user is logged in as 'Hi CPWP' with a 'Message' link and a 'Sign out' button. The main content area has a dark blue background with the text 'Welcome to CPWP Certification and Renewal Application Platform'. Below this, there are three white menu items with right-pointing arrows: 'My Application', 'My Account Information', and 'Reset Password'. The 'My Application' item is highlighted with a red rectangular box.

15. New Applicant [Apply for CPWP] procedures

Apply for CPWP procedures (Cont'd)

- Click [Apply for CPWP] button

The screenshot shows the user interface of the CPWP certification application platform. At the top left, there are logos for PWMA (Private Wealth Management Association) and CPWP (Certified Private Wealth Professional / 註冊私人財富管理師). A welcome message reads: "Welcome CPWP to CPWP certification application platform." Below this is a navigation bar with links: Home | My Application | My Account | Reset Password | Message, and a "Sign out" button. The main content area is titled "My Application" with a right-pointing arrow. It features a table with the following headers: Application No, Applicant Name, Date of Submission to PWMA, Application Status, and Action. The table body contains the text "No records" in red. Below the table is a prominent blue button labeled "Apply for CPWP".

Home | My Application | My Account | Reset Password | Message | Sign out

My Application >

| Application No | Applicant Name | Date of Submission to PWMA | Application Status | Action |
|----------------|----------------|----------------------------|--------------------|--------|
| No records | | | | |

[Apply for CPWP](#)

16. New Applicant [Apply for CPWP] procedures

Apply for CPWP procedures (Cont'd)

- Fill-in all required information 1) Qualifications, 2) Personal Particulars, 3) Employment History, 4) Disciplinary Actions and Investigations, and 5) Acknowledgement before clicking [submit] for Employer's verification
- Upload Module 1 and Module 2 official examination results to question 3 & 4

The screenshot displays the 'Apply for CPWP' web interface. At the top, there are logos for PWMA (Private Wealth Management Association) and CPWP (Certified Private Wealth Professional). A navigation bar includes links for Home, My Application, My Account, Reset Password, Message, and Sign out. The main heading is 'Apply for CPWP' with a right-pointing arrow. Below this is a progress indicator with five steps: 1. Qualifications (active), 2. Personal Particulars, 3. Employment History, 4. Disciplinary Actions and Investigations, and 5. Acknowledgement. A blue bar prompts the user to 'Please answer the following questions'. The form contains six questions, each with a 'Yes' or 'No' radio button option:

1. Are you currently a relevant practitioner as defined under Enhanced Competency Framework 'ECF' for PWM Industry at a PWMA member institution?
 Yes No
2. Which PWMA member institution are you currently employed?
UAT MEMBER FIRM
3. Do you hold any CPWP Associate Certification?
 Yes No
4. Have you passed and do you hold a valid result taken from 5 years for CPWP Module 1 examination (both paper 1 & 2) offered by Hong Kong Securities and Investment Institute 'HKSI'? Or Have you passed the In-house Accreditation Training Program for Module 1?
 Yes No
5. Have you passed and do you hold a valid result taken from the recent 5 years for CPWP Module 2 examination offered by Hong Kong Institute of Bankers 'HKIB'?
 Yes No
6. Have you accumulated 3 years of Private Wealth Management experience as a relevant practitioner in the recent 5 years?
 Yes No

At the bottom right, there are 'Save' and 'Next' buttons.

17. New Applicant [Apply for CPWP] procedures

Apply for CPWP procedures (Cont'd)

- Applicant can click [save] button to complete the application later

The screenshot displays the PWMA CPWP application platform. The header includes the PWMA logo, the CPWP logo (Certified Private Wealth Professional), and a navigation bar with links for Home, My Application, My Account, Reset Password, Message, and Sign out. The main content area is titled "Apply for CPWP" and features a progress indicator with five steps: 1. Qualification, 2. Personal Particulars, 3. Employment History, 4. Disciplinary Actions and Investigations, and 5. Acknowledgement. The current step is "Please answer the following questions".

1. Are you currently a relevant practitioner as defined under Enhanced Competency Framework "ECF" for PwM Industry at a PWMA member institution?
 Yes No

2. Which PWMA member institution are you currently employed?
UAT MEMBER FIRM

3. Do you hold any CPWP Associate Certification?
 Yes No

4. Have you passed and do you hold a valid result taken from 5 years for CPWP Module 1 examination (both paper 1 & 2) offered by Hong Kong Securities and Investment Institute "HKSI" Or Have you passed the In-house Accreditation Training Program for Module 1?
 Yes No

If you have answered "Yes" to this question, please upload official examination results or relevant document(s):

Upload Files
(File format: jpg|JPG|png|png|doc|docx|pdf|xlsx|xls)

- Module 1 - 2 Examination Results_151-15168-02.docx (Uploaded date: 2021-06-25) ✖

5. Have you passed and do you hold a valid result taken from the recent 5 years for CPWP Module 2 examination offered by Hong Kong Institute of Bankers "HKIB"?
 Yes No

If you have answered "Yes" to this question, please upload official examination results or relevant document(s):

Upload Files
(File format: jpg|JPG|png|png|doc|docx|pdf|xlsx|xls)

- Module 1 - 2 Examination Results_151-15168-02.docx (Uploaded date: 2021-06-25) ✖

6. Have you accumulated 3 years of Private Wealth Management experience as a relevant practitioner in the recent 5 years?
 Yes No

At the bottom right, there are "Save" and "Next" buttons.

18. New Applicant [Apply for CPWP] procedures

Apply for CPWP procedures (Cont'd)

- Fill-in the start date under [Employment Period] and leave the end date blank
- File in a [Self-declaration form] for current and/or previous experience

Apply for CPWP

1 Qualifications 2 Personal Particulars 3 **Employment History** 4 Disciplinary Actions and Investigations 5 Acknowledgement

■ Employment History: List Recent 5 Years of PWM Experience Including Current Employment

Current Experience

| Employer | Business Unit | Functional Title | Employment Period MM/DD/YY | Number of Years and Months in the Position/Title |
|-----------------|---------------|------------------|----------------------------|--|
| UAT MEMBER FIRM | PWM | Relationships | 06/01/2018 - | 3 years |

Please select one of the following self-declaration forms on key roles / responsibilities for completion in relation to your role as appropriate

Advisory (if you manage or managed client portfolios on an advisory basis)

Discretionary (if you manage or managed client portfolios on a discretionary basis e.g. Discretionary Portfolio Manager)

Self-declaration on Key Roles / Responsibilities for Advisory Portfolio Management

Is this a Private Wealth Management Experience?
 Yes No

Is this an Experience of Working Overseas?
 Yes No

Please tick the appropriate key roles / responsibilities in relation to your functional title / position described above.

| | Key roles / responsibilities | Tick where appropriate |
|---|---|-------------------------------------|
| 1 | Identifying and originating new customer relationships, and developing existing relationships | <input checked="" type="checkbox"/> |
| 2 | Performing "know your customer" procedure, including collecting relevant customer information, performing and documenting customer needs analysis and customer risk profiling, documenting investment objectives and strategies and / or investment mandate | <input checked="" type="checkbox"/> |
| 3 | Delivering wealth management advice and solutions to customers, taking into account customers' circumstances, and working closely with relevant parties (e.g. Product Specialists and Portfolio Management Specialists) as appropriate | <input checked="" type="checkbox"/> |
| 4 | Explaining key features, structures and risks of wealth management products to customers, and explaining (and negotiating) respective terms and conditions | <input checked="" type="checkbox"/> |
| 5 | Making investment recommendations and /or solicitations to customers, and, unless an exemption applies, providing a copy of the rationale to customers | <input checked="" type="checkbox"/> |
| 6 | Working closely with relevant parties to ensure timely and accurate execution of transactions | <input checked="" type="checkbox"/> |
| 7 | Coordinating closely with relevant parties (e.g. Operations and Compliance) to conduct regular review of the performance of customers' asset portfolio (e.g. financial performance, quality of account service, and anti-money laundering / counter-terrorist financing issues) | <input checked="" type="checkbox"/> |
| 8 | Maintaining customer relationship and updating customer risk profile regularly and as appropriate | <input checked="" type="checkbox"/> |

Previous Experience

| Employer | Business Unit | Functional Title | Employment Period MM/DD/YY | Number of Years and Months in the Position/Title | Self-declared |
|----------|---------------|------------------|----------------------------|--|-------------------------------------|
| | | Please Select | | | <input checked="" type="checkbox"/> |

Please select one of the following self-declaration forms on key roles / responsibilities for completion in relation to your role as appropriate

- Advisory (if you manage or managed client portfolios on an advisory basis)
- Discretionary (if you manage or managed client portfolios on a discretionary basis e.g. Discretionary Portfolio Manager)

[Add more employment history of your PWM experience](#)

+ To upload supporting documents related to employment (if any):

[Upload Files](#)
(File format: jpg/JPG/jpeg/png/doc/docx/pdf/xls/xlsx)

[Save](#) [← Previous](#) [Next →](#)

19. New Applicant [Apply for CPWP] procedures

Apply for CPWP procedures (Cont'd)

- Select the appropriate answers under [Disciplinary Action and Investigation]

The screenshot displays the CPWP application platform interface. At the top, there are logos for PWMA (Private Wealth Management Association) and CPWP (Certified Private Wealth Professional / 註冊私人財富管理師). A navigation bar includes links for Home, My Application, My Account, Reset Password, Message, and Sign out. The main heading is 'Apply for CPWP'. Below this, a progress indicator shows five steps: 1. Qualifications, 2. Personal Particulars, 3. Employment History, 4. Disciplinary Actions and Investigations (currently selected), and 5. Acknowledgement. The selected step is titled 'Disciplinary Actions and Investigations, Financial Status and Character'. A note states 'Required to answer by selecting Yes or No:'. Five questions are listed, each with 'Yes' and 'No' radio button options:

1. Have you ever been reprimanded, censured, disciplined by any professional or regulatory authority?
 Yes No
2. Have you ever had a record of non-compliance with various non-statutory codes, or been censured, disciplined or disqualified by any professional or regulatory body in relation to your profession?
 Yes No
3. Have you ever been investigated about offences involving fraud or dishonesty or adjudged by court to be criminally or civilly liable for fraud, dishonesty or misfeasance?
 Yes No
4. Have you ever been refused or restricted from the right to carry on any profession for which a specific license, registration or other authorization is required by law?
 Yes No
5. Have you ever been adjudged bankrupt, or served with a bankruptcy petition?
 Yes No

At the bottom of the form, there are three buttons: 'Save' with a checkmark, 'Previous' with a left arrow, and 'Next' with a right arrow.

20. New Applicant [Apply for CPWP] procedures

Apply for CPWP procedures (Cont'd)

- Check the Acknowledgement and Declaration box before clicking [Submit]

The screenshot displays the CPWP application platform interface. At the top, there are logos for PWMA (Private Wealth Management Association) and CPWP (Certified Private Wealth Professional / 註冊私人財富管理師). A navigation bar includes links for Home, My Application, My Account, Reset Password, Message, and Sign out. The main heading is "Apply for CPWP". Below this, a progress bar shows five steps: 1. Qualifications, 2. Personal Particulars, 3. Employment History, 4. Disciplinary Actions and Investigations, and 5. Acknowledgement. The "Acknowledgement" step is currently active. The section is titled "Acknowledgement and Declaration (Applicant)". It contains a list of seven statements for the applicant to agree to. The final statement, "I understand that all information I have provided in this application will be accessible by any authorized person by my employer.", is followed by a checkbox and the text "Check this box to indicate that you have read, understood, and agreed to the above acknowledgement and declaration." This checkbox is highlighted with a red rectangular border. At the bottom of the form, there are three buttons: "Save" with a checkmark icon, "Previous" with a left arrow icon, and "Submit" with a right arrow icon.

1 Qualifications 2 Personal Particulars 3 Employment History 4 Disciplinary Actions and Investigations 5 Acknowledgement

Acknowledgement and Declaration (Applicant)

- I declare that all information I have provided in this form is true and correct.
- I understand that under any circumstances, the submitted application and paid application fee for each application are non-refundable and non-transferable.
- I authorize the PWMA to obtain, and the relevant authorities to release, any information about my qualifications and/or employment as required for my application.
- I acknowledge that PWMA has the right to withdraw my CPWP designation if I do not meet the requirements.
- I confirm that I have read and understood the Personal Information Collection Statement set out in the website of PWMA at www.pwma.org.hk and consent to the terms set out therein.
- I attach herewith copies of results of Module 1 and/or Module 2 in respect of Enhanced Competency Framework.
- I understand that all information I have provided in this application will be accessible by any authorized person by my employer.

Check this box to indicate that you have read, understood, and agreed to the above acknowledgement and declaration.

Save ✓ Previous Submit →

21. New Applicant [Apply for CPWP] procedures

Apply for CPWP procedures (Cont'd)

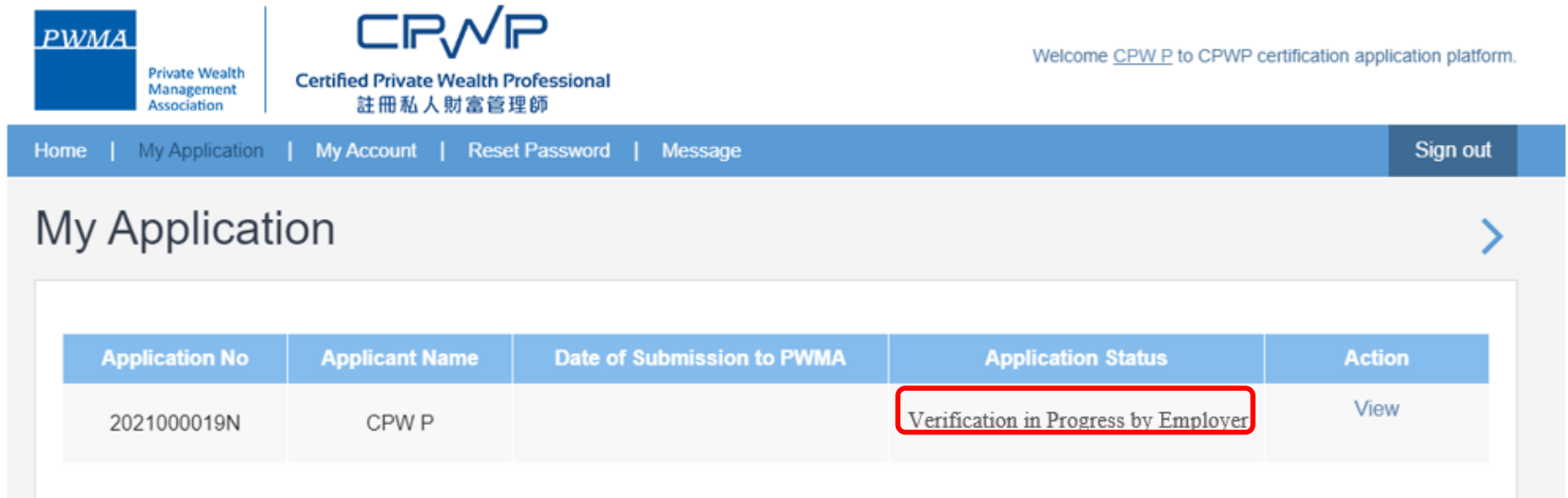
- Receive 'Your application submitted successfully' prompt

The screenshot displays the CPWP certification application platform interface. At the top left, the PWMA logo and 'Private Wealth Management Association' are visible. Next to it is the CPWP logo and 'Certified Private Wealth Professional' with its Chinese equivalent '註冊私人財富管理師'. A welcome message reads 'Welcome CPWP to CPWP certification application platform.' The navigation bar includes links for Home, My Application, My Account, Reset Password, Message, and a Sign out button. The main heading is 'Apply for CPWP'. A prominent blue message box states: 'Your application has been submitted successfully'. Below this, a grey box contains the following text: 'Thank you for using our on-line CPWP certification application platform. Please note that your application form has been sent to your employer for verification. Once the employment information provided by you in this application is verified by your employer and a non-refundable and non-transferable application fee is received by PWMA, your application will be submitted to PWMA for processing.' A 'Back to Mainpage' button with a right-pointing arrow is located at the bottom of the message area.

22. New Applicant tracks Application Status

Apply for CPWP procedures (Cont'd)

- View [Application Status] under [My Application]



The screenshot shows the user interface for tracking application status. At the top left is the PWMA logo and the text 'Private Wealth Management Association'. To its right is the CPWP logo and the text 'Certified Private Wealth Professional' and '註冊私人財富管理師'. On the top right, a welcome message reads 'Welcome CPW P to CPWP certification application platform.' Below this is a navigation bar with links for 'Home', 'My Application', 'My Account', 'Reset Password', and 'Message', and a 'Sign out' button on the far right. The main heading is 'My Application' with a right-pointing arrow. Below the heading is a table with the following data:

| Application No | Applicant Name | Date of Submission to PWMA | Application Status | Action |
|----------------|----------------|----------------------------|--------------------------------------|--------|
| 2021000019N | CPW P | | Verification in Progress by Employer | View |

23. New Applicant - if application fee is paid by Member Firm

Apply for CPWP procedures

- Upon Member Firm's verification, applicant receives a message if the Member Firm has settled the payment for applicant

Dear Applicant

Your CPWP Application (Application No: 20210000XXN) has been submitted to PWMA for processing.

The application fee has been paid by your bank.

Yours sincerely,

Private Wealth Management Association Limited

24. New Applicant - if application fee is paid by Applicant

Settles Payment by Credit Card or Bank Transfer or Cheque

- Upon Member Firm's verification, applicant receives an email notification to settle payment

Dear Applicant

Application (20210000XXN) has been verified by the relevant department of your bank, please proceed to make payment for your CPWP application.

Application No : 20210000XXN

Please click the below link to pay now:

<https://www.pwma-cpwponline.com>

Yours sincerely,

Private Wealth Management Association Limited

25. New Applicant settles Payment

If Payment is settled by Applicant's Credit Card

- Click [Go to Pay] in [Action] under [My Application] to settle payment

The screenshot displays the user interface of the CPWP certification application platform. At the top left, the PWMA logo and 'Private Wealth Management Association' are visible. The center features the 'CPWP' logo and 'Certified Private Wealth Professional' with its Chinese equivalent '註冊私人財富管理師'. A welcome message on the right reads 'Welcome CPW_P to CPWP certification application platform.' Below this is a navigation bar with links for 'Home', 'My Application', 'My Account', 'Reset Password', and 'Message' (with a red notification badge '1'), and a 'Sign out' button. The main content area is titled 'My Application' and contains a table with the following data:

| Application No | Applicant Name | Date of Submission to PWMA | Application Status | Action |
|----------------|----------------|----------------------------|------------------------------|--------------------------|
| 2021000021N | CPW P | | Pending Payment by Applicant | View Go to Pay |

26. New Applicant settles Payment

If Payment is settled by Applicant's Credit Card

- Select Online Payment if pay by Credit Card

The screenshot shows the CPWP certification application platform. The header includes the PWMA logo, the CPWP logo (Certified Private Wealth Professional / 註冊私人財富管理師), and a welcome message: "Welcome CPWP to CPWP certification application platform." The navigation bar contains links for Home, My Application, My Account, Reset Password, Message (with a red notification icon), and Sign out.

Payment

| Application No | Name | Employer | Expire Date | Action | Price |
|----------------|-------|-----------------|-------------|--------|---------|
| 2021000021N | CPW P | UAT MEMBER FIRM | | Apply | 2000.00 |

Payment Method:


- Online Payment (Support Visa & Master)
- Cheque Payment/Bank Transfer

Navigation buttons: Back, Submit


27. New Applicant settles Payment

If Payment is settled by Applicant's Credit Card

- Fill out Credit Card information before submitting the application to PWMA



Private Wealth Management Association



Certified Private Wealth Professional
註冊私人財富管理師

Welcome CPW.P to CPWP certification application platform.

Online Payment >

Please make sure your information are correct.

| | |
|------------------|-----------------|
| Application ID : | 2021000019N |
| Name : | CPW P |
| Employer : | UAT MEMBER FIRM |
| Charge : | HK\$ 2000.00 |




← Back
Confirm Payment →

* Please prepare your Visa / Master/JCB credit card for data input in next page. Please note that once you click "Confirm Payment" to enter payment gateway, the transaction cannot be cancelled.

* By clicking "Confirm Payment" now, I agree to abide by the [PWMA Terms](#) and Conditions and [Privacy Policy](#).

* Please do not close the window and wait to return to cpwp online platform.

* To successfully complete the payment transaction, please wait until all operations have been completed through "Global Payment" before returning to the system.








Billing Information * Required field

| | |
|------------------|----------------------|
| First Name * | <input type="text"/> |
| Last Name * | <input type="text"/> |
| Address Line 1 * | <input type="text"/> |
| City * | <input type="text"/> |
| Country/Region * | <input type="text"/> |
| Email * | <input type="text"/> |

Payment Details 🔒


Card Type *

 Visa
  Mastercard

 JCB

Card Number *

Expiration Month * / Expiration Year *

CVN * 

This code is a three or four digit number printed on the back or front of credit cards.

Cancel
Next


Your Order


| | |
|--------------|--------------|
| Total amount | HKD 2,000.00 |
|--------------|--------------|

28. New Applicant settles Payment

If Payment is settled by Cheque or Bank Transfer

- Select Cheque Payment/Bank Transfer and click [Upload Files] to upload Cheque copy or Bank receipt before [Submit]

 Private Wealth Management Association

 Certified Private Wealth Professional
註冊私人財富管理師

Welcome [CPW.P](#) to CPWP certification application platform.

Home | My Application | My Account | Reset Password | Message 1 | Sign out

Payment


| Application No | Name | Employer | Expire Date | Action | Price |
|----------------|-------|-----------------|-------------|--------|---------|
| 2021000021N | CPW P | UAT MEMBER FIRM | | Apply | 2000.00 |

Payment Method:

Online Payment (Support Visa & Master)

Cheque Payment/Bank Transfer

Attach Cheque Payment/Bank Transfer Receipt or Payment Proof

Upload Files 

(File format: jpg/JPG/jpeg/png/doc/docx/pdf/xls/xlsx)

- [Dummy_Bank_Slip_1624635081.docx](#) (Uploaded date: 2021-06-25) ✕

[← Back](#) [Submit →](#)

29. New Applicant settles Payment

If Payment is settled by Cheque Payment or Bank Transfer

- Click [ok] to submit CPWP application


The screenshot displays the CPWP application platform interface. A modal dialog box titled "Payment and submission processing" is centered on the screen, asking "Are you sure to continue?" with "Cancel" and "OK" buttons. The background page is titled "Payment" and features a table of applications and a payment method selection section.

| Application No | Name | Employer | Expire Date | Action | Price |
|----------------|-------|-----------------|-------------|--------|---------|
| 2021000021N | CPW P | UAT MEMBER FIRM | | Apply | 2000.00 |

Payment Method:

- Online Payment (Support Visa & Master)
- Cheque Payment/Bank Transfer

Attach Cheque Payment/Bank Transfer Receipt or Payment Proof

Upload Files 

(File format: jpg/JPG/jpeg/png/doc/docx/pdf/xls/xlsx)

- [Dummy_Bank_Slip_1624635081.docx](#) (Uploaded date: 2021-06-25) ✕

Navigation buttons: Back, Submit

30. New Applicant settles Payment

Applicant receives a prompt “Your application submitted successfully”

The screenshot displays the user interface of the CPWP certification application platform. At the top left, the PWMA logo and the text "Private Wealth Management Association" are visible. To the right, the CPWP logo and "Certified Private Wealth Professional 註冊私人財富管理師" are shown. A welcome message reads "Welcome CPWP to CPWP certification application platform." The navigation bar includes links for Home, My Application, My Account, Reset Password, Message (with a red notification bubble containing the number 2), and Sign out. The main content area is titled "Payment" and features a blue notification banner stating "Your application has been submitted successfully". Below this, a large blue checkmark icon is positioned to the left of the text: "Thank you for your payment! The application has been submitted to PWMA for processing." At the bottom center, there is a blue button labeled "Back to Mainpage" with a right-pointing arrow.

31. Applicant receives CPWP Certification result and download CPWP e-certificate

After approval granted by Accreditation and Exemption Committee

- Receive email “Granting of Certified Private Wealth Professional (“CPWP”) Certification (CPWP Certification No. : 2021000002)

Dear CPW P,

Granting of Certified Private Wealth Professional ("CPWP") Certification

With respect to your application for CPWP certification for the purpose of the Enhanced Competency Framework, we take pleasure to confirm that you have fulfilled the prerequisite requirements for certification. A CPWP certification <https://www.pwma-cpwponline.com/certificationdetail/> is hereby granted to you with expiry date till 31 December 2022.

Please note that the said certification has to be renewed annually by taking not less than 10 hours of private wealth management ("PWM")-related On-going Professional Training ("OPT") in each calendar year, of which 5 hours may be the Continuous Professional Training required by the Securities and Futures Commission. Of the 10 OPT hours, at least 2 hours should be on PWM-related ethics and compliance.

For CPWP certification renewal, you should submit to us the Online Application Form for CPWP Certification Renewal (On-going Professional Training) within 1 month following the expiry of your certification.

We would like to remind you that you are to abide by the attached Private Wealth Management Association ("PWMA") Code of Ethics and Conduct and certain conditions listed under Section 15 of the PWMA By-laws, failing which your certification status may be revoked.

Please note quote the CPWP number for any future correspondence with us.

Yours sincerely,

Private Wealth Management Association Limited

32. Applicant receives CPWP Certification result and download CPWP e-certificate

After approval granted by Accreditation and Exemption Committee

- View Certificate's expiry date in [My Certification]
- Go to [My Application] to view Application Status

The screenshot shows the user interface of the CPWP Certification and Renewal Application Platform. At the top left is the PWMA logo (Private Wealth Management Association). In the center is the CPWP logo (Certified Private Wealth Professional / 註冊私人財富管理師). On the right, the user is logged in as 'Hi CPWP' with a 'Message' icon and a 'Sign out' button. The main content area has a dark blue background with the text 'Welcome to CPWP Certification and Renewal Application Platform'. Below this, there are four white buttons with right-pointing arrows: 'My Application', 'My Certification (Expire Date: 2022-12-31)', 'My Account Information', and 'Reset Password'.

33. Applicant receives CPWP Certification result and download CPWP e-certificate

After approval granted by Accreditation and Exemption Committee

- View [Approved] status under [My Application]



The screenshot shows the user interface of the CPWP certification application platform. At the top left is the PWMA logo (Private Wealth Management Association). In the center is the CPWP logo (Certified Private Wealth Professional / 註冊私人財富管理師). On the right, a welcome message reads: "Welcome CPW P to CPWP certification application platform." Below the logos is a navigation bar with links: Home, My Application, My Certification, My Account, Reset Password, Message, and Sign out. The main content area is titled "My Application" with a right-pointing arrow. Below this is a table with the following data:

| Application No | Applicant Name | Date of Submission to PWMA | Application Status | Action |
|----------------|----------------|----------------------------|--------------------|--------|
| 2021000020N | CPW P | 2021-06-25 | Approved | View |

34. Applicant receives CPWP Certification result and download CPWP e-certificate

After approval granted by Accreditation and Exemption Committee

- Go to [My Certification] and click [view] to print an electronic certificate



Private Wealth Management Association

CPWP
Certified Private Wealth Professional
註冊私人財富管理師

Welcome CPW_P to CPWP certification application platform.

Home | My Application | My Certification | My Account | Reset Password | Message | Sign out

My Certification >

| CPWP No. | Name | Member Firm | Certification Status | Effective Till | Action |
|------------|-------|-----------------|----------------------|----------------|--|
| 2021000002 | CPW P | UAT MEMBER FIRM | Certified | 2022-12-31 | <ul style="list-style-type: none"> ▶ View ▶ Update Account Information |

35. Applicant receives CPWP Certification result and download CPWP e-certificate

- Online CPWP electronic certificate is available

